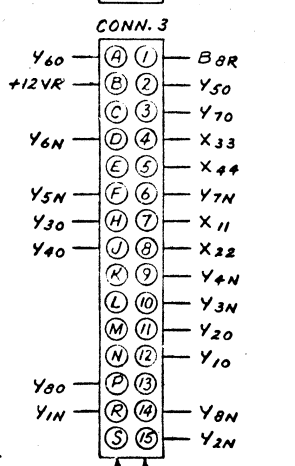
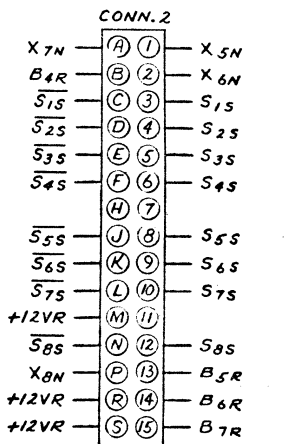
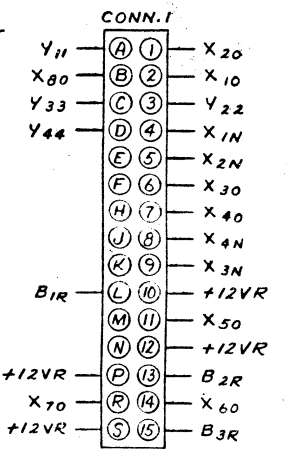
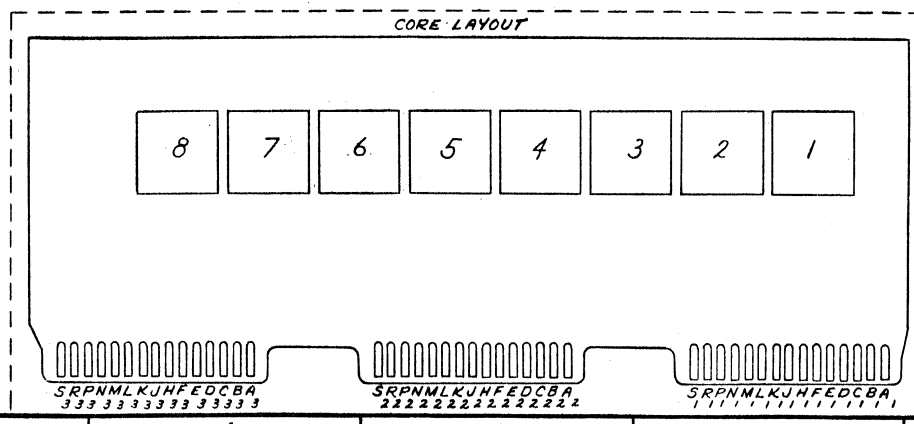
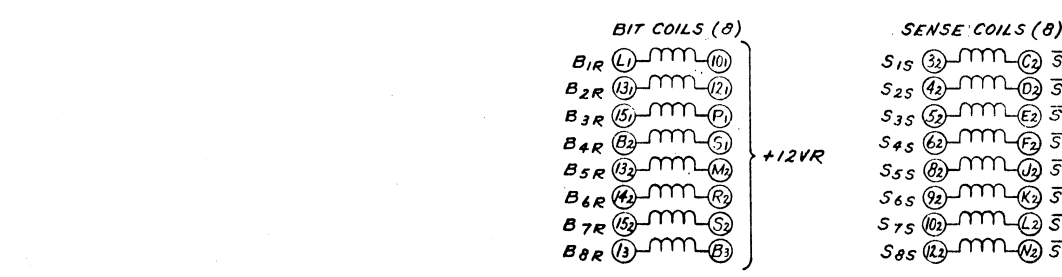


SIGNAL - TERMINAL DESIGNATIONS, VIEW FROM BOTTOM (WIRING SIDE OF CONNECTOR)



COMR SIDE WIRING SIDE

PLANE 8, SIMILAR TO PLANES 2, 4, 6



PLANE 1, SIMILAR TO PLANES 3, 5, 7

NO.	REVISION

TOL. EX. AS NOTED		IDENT	QTY	NAME	MATERIAL	DESCRIPTION
XX ±.010 ANG. ±.030		DR	F.S.S.			DATE 3-3-70
XX ±.000 FRACTION ±.1/64		CHK	RJT			DATE 3-13-70
FINISH		APPD	SKH			DATE 3-13-70
MATERIAL	MODEL No.	W.O. No.	SCALE	SHEET	OF	
FINISH	TITLE SCHEMATIC LOGIBLOC MEMORY CORE 32x32x8					
				D	5887-1A	
	PART NUMBER	REV	SIZE	DRAWING NUMBER		